

2011 JUNIOR INTERREGIONAL REGATTA SAFETY INSTRUCTIONS

**This regatta complies with the BR's Rules of Racing and
'Row Safe : A Guide to Safe Practice in Rowing'.**

**Competitors who do not comply with these instructions or the instructions of Regatta officials, may
be penalised or even disqualified from racing.**

The regatta will endeavour to provide a safe environment within Row Safe although competitors are specifically reminded that persons using the lake and the adjoining river do so entirely at their own risk and are solely responsible for: -

- 1 Their own safety.
- 2 Ensuring that their boats are safe and are prepared to the standards required by the BR Rules of Racing and Row Safe. Any boat that fails to meet the standard shall be excluded. See BR Rule of Racing 2-3-8 for details.
- 3 The strict observance of the circulation patterns (see maps) and of Row Safe.
- 4 Deciding, together with their coaches, whether or not they are competent to use the lake in the prevailing weather conditions.

Clubs and competitors are also reminded that they must: -

1. Only go out for practice sessions if there is a safety boat on the course.
2. Make their own safety and first aid arrangements before and after the day's racing.
3. When training on the River Trent during racing hours, make their own safety arrangements and must also report to Boathouse Control before and after their outing. They must ensure their boat is licensed to be on the River and they must read the circulation pattern for the River Trent on the Nottingham and Union RC website (http://www.nurc.co.uk/images/Steering_Advice.pdf)
4. Ensure that all roadways and access routes are kept clear at all times and that they should not park in the Finish/Presentation Stage area. Crews should be especially vigilant in the boating/boathouse areas.
5. Report all accidents to the Regatta Office.

Safety Boats

There are safety boats on the course during racing and the first duty of every waterborne official is to the safety of competitors or any person in difficulty.

Accidents and Emergencies

All accidents and emergencies must be reported to a Regatta Official as soon as is practicable. The Official will summon medical support if necessary and will summon any additional support that may be required. The Official will also ensure that the Safety Adviser and the Race Committee are made aware of the incident. A BR Incident Report Form MUST be completed for all accidents, collisions or capsizes. The Regatta Office by the Finish Tower or Boathouse Control hold supplies of these forms.

General Competence

The organising committee reserves the right to exclude any crew or sculler from further competition in an event if it does not show sufficient competence in either attaching to the start pontoons or progressing down the course during a race. This rule will be applied in the interests of safety and fairness to other competitors.

Marshalling Instructions

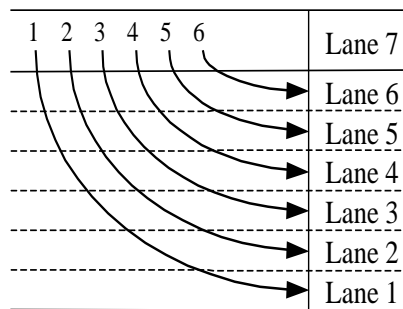
Note that lakeside markers count down from the Start (2000m) to the Finish (0m)

Boating

Go afloat to race or practise using the outward rafts in the main boating area. Crews may use the Country Park raft with care: this raft is for embarkation only. The rafts on the southern shore of the course towards the finish tower are not for the general use of competitors.

At the Start

Crews will proceed to the start in Lane 7 as far as the 1500m marker where they will be held by a Start Marshal. Under the Start Marshal's instructions a complete race will be called forward in REVERSE Lane Number Order (6, 5, 4, 3, 2, 1) to proceed in that order towards the 100m Start Zone. If a crew misses its "slot" it may not be allowed to race. When the Starter calls the race, crews will paddle across the course together under the direction of the 100m Marshal to their allocated lane (see diagram). Only when in the correct lane will a crew be allowed to turn and back onto the start pontoon.



Warming up

2000m Start

Crews may warm-up in lane 7 on the way to the start but must not do racing starts or bursts at high speed when close to other crews or when a race is going past. Crews may also warm-up in lane 5 between the 1000m and 500m markers by turning carefully into lane 5 at the 1000m marker and then warming up in the racing direction only before turning back into lane 7 at the 500m marker. When warming up in lane 5, crews must keep well clear of any races.

Cooling down

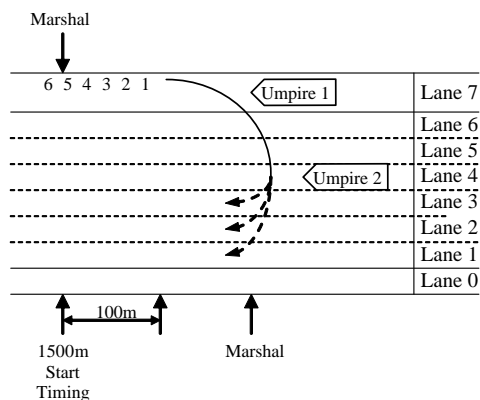
Crews may cool down by carefully turning into lane 7 after their race, and then turning into lane 5 at the **500m marker only**. Crews must travel in the racing direction only in lane 5 and must take care not to impede any races on the course, or to cross the Finish Line alongside a race.

Time Trials

Crews must be ready to boat 30 minutes before the scheduled start time of their Time Trial. Collect Time Trial numbers from Boathouse Control and then boat in number order.

Control Commission Umpires will supervise boating and do the normal safety checks. Any boat failing inspection will not be allowed to boat unless the problem can be fixed in a timely manner.

Crews should paddle down slowly towards the start in lane 7 only. Warming up by turning into lane 5 is NOT allowed during the Time Trial. Remove spare kit under the direction of the Start Marshals and then follow the Umpires' instructions to paddle round in a continuous semi-circle ("hard on strokeside, bowside light / easy / hold") into lanes 1-3. Lanes 0, 4, 5 & 6 are safety lanes and are not in use for racing. Lane 0 is to be used only for crews in distress. See diagram below.



After completing the turn, crews should keep paddling in their allotted lane towards the timing line.

The Starter will say 'Go' approximately 100m before the timing line and crews will be timed from the 1500m marker to the normal Finish.

Crews should be careful in the Finish area, and proceed straight to the rafts quickly and safely; crews may not cool down on the course after their Time Trial as they may obstruct other crews racing.

Prize Winners

Prize winning crews must turn, immediately following the race, into lane 0 and proceed in finishing order to the presentation raft taking great care to avoid other boats and launches. Following the presentation they will continue in lane 0 past the grandstand area where they will turn into lane 2 and then proceed to the disembarkation pontoon taking great care to avoid any following race or crews just finished.

Disembarking

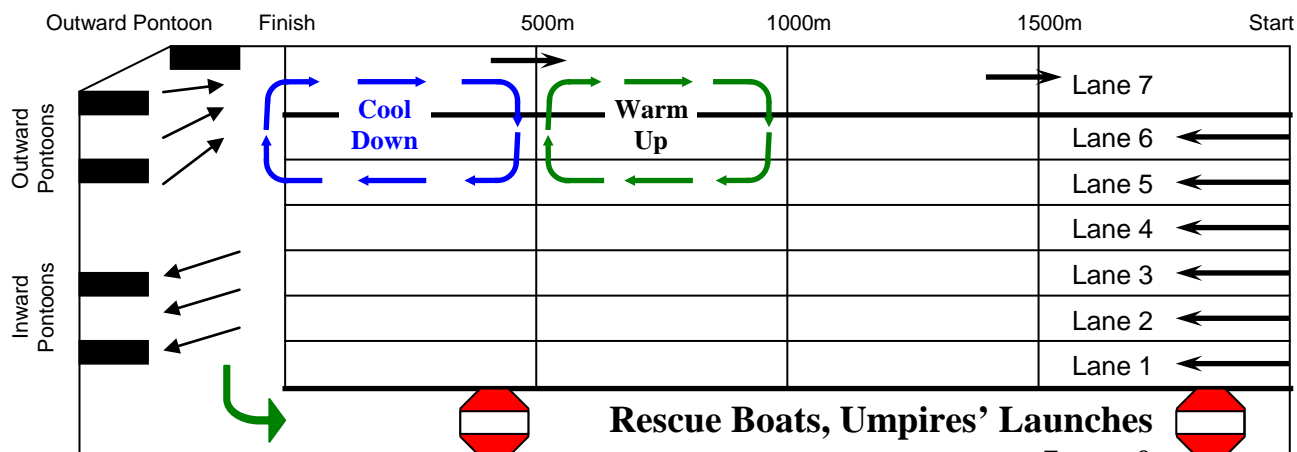
Use the Inward rafts only when coming ashore after racing or practising. Do not use the Country Park raft or those on the southern shore of the course. Take care in the finish area to avoid collisions as crews merge from racing and from cooling down.

Circulation Pattern

Note that lakeside markers count down from the Start (2000m) to the Finish (0m)

Racing Circulation Pattern

This applies from 30 minutes BEFORE the first race, until after the last race has finished on each day



Failure to comply with these rules may lead to the removal of the crew or club from the regatta.

Points of Danger

1. Great care should be taken when using the pontoon on the Country Park shore. Note that this pontoon is for embarkation only.
2. The pontoons on the side of the course past the Finish Tower and in front of the new boathouses should not be used by any crews apart from Adaptive ones. Adaptive crews will use these pontoons and will proceed up the course in lane 0 for practice sessions.
3. Static crews in Lane 7 must be aware of the potential danger of being blown into the racing Lane 6 if there is a cross wind. Crews stopping in Lane 7 are advised to stop close to the bank.
4. At the start crews must keep into the bank whilst waiting to be called to their race and must stay clear of the 100m Start Zone.
5. Crews must take particular care when crossing the course to get to their allocated lane.
6. Crews must take particular care in the finish area to avoid collisions with other crews that have just finished, have been cooling down or that are returning from the presentation raft.

General Safety and Emergency Information

Cycling, Skating, Rollerblading & Pedestrians

Cycling, skating, rollerblading etc. is prohibited in all Regatta enclosures and in the boating area. The south side of the course will be closed to unauthorised users from half an hour before racing starts until half an hour after racing has finished. Cyclists etc. must give way at all times to pedestrians and service vehicles of the Regatta.

Accidents and Emergencies

All accidents and emergencies must be reported to a Regatta Official as soon as practicable. The Official will summon medical or other support as required, and report the incident to the Safety Advisor. A BR Incident Report Form **MUST** be completed for all accidents, collisions or capsizes. The Regatta Office and Registration hold supplies of these forms.

Sunburn, Heat Stroke & Exhaustion

Competitors and officials are reminded of the dangers of sunburn, heat stroke and exhaustion and of the need to cover up, apply sun block and increase water intake where appropriate. Regatta Officials should be informed of any casualties as soon as possible so First Aid can be summoned.

Medical Support

The Regatta Medical Adviser can be contacted via the Regatta Office or Registration during racing. A Duty Officer of the National Water Sports Centre is on call 24 hours a day, contactable through the Centre Reception: dial 0 from any site telephone. During racing hours the British Red Cross will provide medical and first aid facilities at the base of the Finish Tower: dial 249 from any site telephone. Any medical problem arising on the campsite that can safely be brought to the First Aid Centre will be dealt with. Medical facilities are intended to cover emergencies only: there is no provision for physiotherapy treatment.

Outside racing hours, or if a more serious problem occurs, contact the Medical Health Centre at Radcliffe-on-Trent: see below for telephone numbers.

Emergency Telephones

Emergency Telephones are situated:

Start Tower

At the 1500m marker on each side of the course

At 1000m on each side of the course

Main Reception in the Water Sports Centre

Waterman's Office

All manned huts have telephones.

Emergency numbers:

Emergency Services 999

Police, West Bridgford 0115 940 0999

Medical Practice, Radcliffe-on-Trent 0115 933 2948 or 0115 933 3737

Medical Practice, 214 Musters Road 0115 981 4124

Hospital, Queens Medical Centre 0115 924 9924

NHS Direct 0845 4647

National Water Sports Centre Reception 0115 982 1212

NWSC Address:

The National Water Sports Centre

Adbolton Lane

Holme Pierrepont

Nottingham

NG12 2LU